

AUTO

CLASSIC MODELS

Features



- Wall mounting
- Easy maintenance
- Continuous operation
- Automatic shutters
- Ball bearing motor
- 5 year warranty



Air flow:
up to 295 m³/h
82 l/s



Power:
from 18 W
SFP:
from 0.32 W/l/s



Noise level:
from 34 dBA



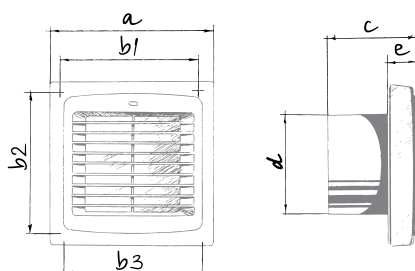
Options



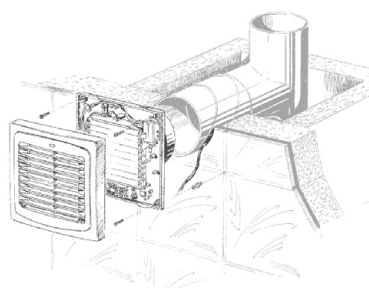
Model	Auto 100/125/150					
Option	S	T	ST	H	SH	IR
Pull-cord switch	•		•		•	
Timer		•	•	•	•	
Humidity sensor				•	•	
Motion sensor						•

- Turn-off delay adjustable from 2 to 30 min.
- Humidity setpoint adjustable from 60 % up to 90 %.
- Detection range from 1 up to 4 m.
- Detection angle up to 100°.

Overall dimensions and mounting



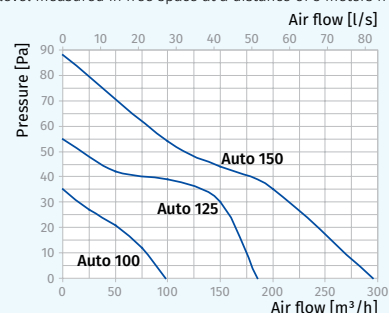
Dimensions [mm]	a	b1	b2	b3	c	Ø d	e
Auto 100	166	150	150	150	90	100	30
Auto 125	186	128	173	174	98	125	33
Auto 150	210	150	195	196	115	150	34



Technical data

Model	Auto 100	Auto 125	Auto 150
Voltage [V/Hz]	220-240/50	220-240/50	220-240/50
Power [W]	18	22	26
Current [A]	0.085	0.1	0.13
RPM [min⁻¹]	2300	2400	2400
Air flow [m³/h (l/s)]	98 (27)	185 (51)	295 (82)
SFP [W/l/s]	0.66	0.43	0.32
Sound pressure level [dBA]*	34	35	39

* Sound pressure level measured in free space at a distance of 3 meters from the fan.



CE IP24

Designation key

Auto	100	ST
Model	Spigot diameter	Option

Accessories

Duct system



BlauPlast

Flexible air ducts



BlauFlex

Grilles and hoods



Decor, GM

Speed controllers



CDT E1.8

MCD 60/0.3

Clamps



K, KZ