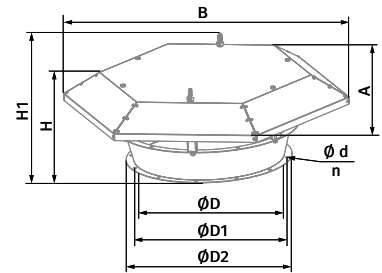


HOOD Z-AF

- Ensures trouble-free operation of fans on rooftops.
- Made of steel with a polymer coating.

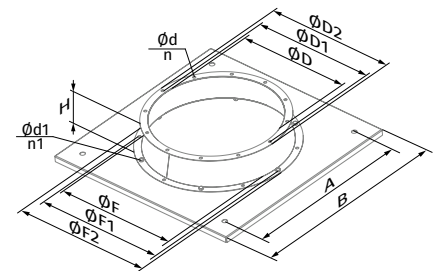
Model	Dimensions [mm]									Weight [kg]
	ØD	ØD1	ØD2	Ød	n	H	H1	A	B	
Z-AF-400	400	450	490	8	12	265	301	672	774	10.15
Z-AF-450	450	500	540	8	12	280	326	742	855	12.23
Z-AF-500	500	560	600	12	12	320	367	790	910	13.88
Z-AF-560	560	620	660	12	12	335	382	860	991	15.95
Z-AF-630	630	690	730	12	12	360	406	988	1139	27.25
Z-AF-710	710	770	810	12	16	420	466	1072	1236	36.54
Z-AF-800	800	860	900	12	16	478	536	1190	1371	47.42
Z-AF-900	900	970	1015	15	16	527	582	1346	1551	69.09
Z-AF-1000	1000	1070	1115	15	16	655	710	1552	1789	99.81
Z-AF-1120	1120	1190	1270	15	20	670	725	1707	1968	118
Z-AF-1250	1250	1320	1400	15	20	700	755	1845	2128	136



ROOF ADAPTER PK-AF*

- Used for mounting **Axis-P** on rooftops.
- Made of steel with a polymer coating.

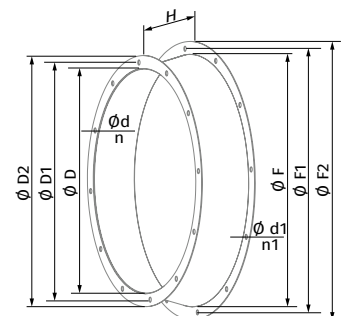
Model	Dimensions [mm]													Weight [kg]
	ØD	ØD1	ØD2	Ød	n	ØF	ØF1	ØF2	Ød1	n1	A	B	H	
PK-AF-400	400	450	490	8	12	450	500	540	8	12	580	701	115	7.2
PK-AF-450	450	500	540	8	12	500	560	600	12	12	580	701	130	7.5
PK-AF-500	500	560	600	12	12	560	620	660	12	12	640	770	140	10.3
PK-AF-560	560	620	660	12	12	630	690	730	12	12	750	920	155	14.2
PK-AF-630	630	690	730	12	12	710	770	810	12	16	750	920	170	15.1
PK-AF-710	710	770	810	12	16	800	860	900	12	16	980	1150	210	27.7
PK-AF-800	800	860	900	12	16	900	970	1015	15	16	980	1150	230	28.7
PK-AF-900	900	970	1015	15	16	1000	1070	1115	15	16	1050	1220	250	41.7
PK-AF-1000	1000	1070	1115	15	16	1120	1190	1270	15	20	1340	1510	280	72.5
PK-AF-1120	1120	1190	1270	15	20	1250	1320	1400	15	20	1340	1510	295	75.1
PK-AF-1250	1250	1320	1400	15	20	1400	1470	1550	15	20	1500	1700	325	91



INLET CONE VK-AF

- The inlet cone is recommended to be installed upstream of the fan to improve the air flow parameters. However, it must be installed in the absence of ducting attached to the fan inlet. The inlet cone helps reduce the fan dynamic pressure and increase the static component of the total fan pressure. The unit can be used in combination with the **SZ-AF** protective mesh which must be one size larger than the unit.
- The unit has two flanges and is made of steel with a polymer coating.

Model	Dimensions [mm]											Weight [kg]
	ØD	ØD1	ØD2	Ød	n	ØF	ØF1	ØF2	H	Ød1	n	
VK-AF-400	400	450	490	8	12	450	500	540	95	8	12	2.7
VK-AF-450	450	500	540	8	12	500	560	600	110	12	12	3.3
VK-AF-500	500	560	600	12	12	560	620	660	120	12	12	4.0
VK-AF-560	560	620	660	12	12	630	690	730	135	12	12	4.65
VK-AF-630	630	690	730	12	12	710	770	810	150	12	16	6.8
VK-AF-710	710	770	810	12	16	800	860	900	170	12	16	12
VK-AF-800	800	860	900	12	16	900	970	1015	190	15	16	15
VK-AF-900	900	970	1015	15	16	1000	1070	1115	210	15	16	21
VK-AF-1000	1000	1070	1115	15	16	1120	1190	1270	240	15	20	36.7
VK-AF-1120	1120	1190	1270	15	20	1250	1320	1400	255	15	20	45
VK-AF-1250	1250	1320	1400	15	20	1400	1470	1550	285	15	20	53.5



*If PK-AF is used together with other accessories, for example F-AF, EVAF-AF, VRV-AF, attachment of the accessories is done through the holes marked with Ød1. If no additional accessories are used, the holes marked with Ød1 must be sealed in any way that prevents water penetration.