

Iso-ZS

Sound-insulated inline centrifugal fans

Use

- Supply and extract ventilation systems installed in premises with high requirements to the noise level.
- Compatible with Ø 250 or 315 mm round air ducts.




Air flow:
up to 3930 m³/h
1092 l/s



Power:
from 120 W



Noise level:
from 40 dBA



Design

- Galvanized steel casing internally filled with 30 mm thermal- and sound-insulating layer made of non-flammable foamed polyurethane.
- The connection spigots are equipped with rubber seals.
- External terminal block for power supply.
- Lifting lugs facilitate hanging and transportation operations.
- Modifications with two Ø 250 mm suction spigots are available specifically for multi-port ventilation solutions (**Iso-ZS 315/2x250**).



Motor

- Four- or six-pole asynchronous motor with external rotor and double intake centrifugal impeller with forward curved blades.
- The motor is installed on specially designed vibration-damping mounts to absorb vibration and noise.
- Equipped with ball bearings for longer service life.
- Integrated thermal protection with automatic restart.
- Dynamically balanced impeller.

Speed control

- Smooth speed control with an external thyristor controller or step speed control with an external auto transformer (both available upon separate order).








Mounting

- Mounted with round air ducts.
- Suitable for installation in any mounting position with respect to air flow direction in the system, fixed with supports or brackets.
- Suspended to ceiling with mounting lugs.
- Flexible air ducts are fixed on the fan spigots with clamps.

Modifications and options

- max:** high-powered motor.
- G1:** speed controller, temperature controller with external temperature sensor (cable length 4 m), power cable with mains plug.
- G1I:** speed controller, temperature controller with integrated temperature sensor and power cable with mains plug.
- The **G1** and **G1I** modifications enable automatic speed control depending on indoor temperature. The optimal ventilation solution for premises requiring permanent temperature control as greenhouses, orangeries, etc.
- W1:** power cable with mains plug.

Accessories

Silencers	Filter boxes	Electric heaters	Water heaters	Backdraft air dampers	Air dampers	Speed controllers	Timers/Sensors
							
SD	KFBK / KFBT	EKH	WKH	VRV	VK / VKA	CDT E1.8	TE(TI) / HSE(HSI) / LSE(LSI) / IRSE(IRSI)

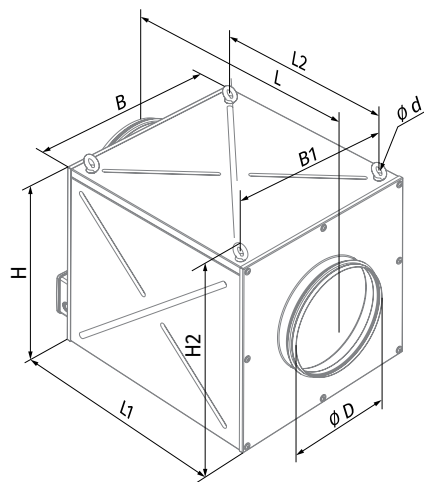
Designation key

Series	Flange diameter Exhaust flange diameter	Number of intake flanges	Intake flange diameter*	Motor Number of poles	Phase	Motor modifications	Options
Iso-ZS	250; 315	/ 2	x 250	4; 6	E: single- phase	max: high-powered motor	G1: speed controller, temperature controller with external temperature sensor, power cable with mains plug G11: speed controller, temperature controller with integrated temperature sensor and power cable mains plug W1: power cable with mains plug

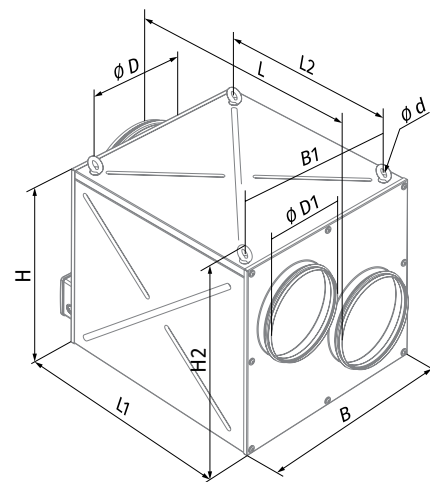
* no intake flange diameter if it is equal to the exhaust flange diameter

Overall dimensions [mm]

Type	Ø D	Ø D1	Ø d	B	B1	H	H2	L	L1	L2	Weight [kg]
Iso-ZS 250 4E	248	-	20	453	400	433	470	568	470	400	30
Iso-ZS 250 6E	248	-	20	453	400	433	470	568	470	400	30
Iso-ZS 250 4E max	248	-	20	503	450	483	520	638	540	470	31.3
Iso-ZS 250 6E max	248	-	20	503	450	483	520	638	540	470	31.3
Iso-ZS 315 4E	313	-	20	600	550	500	537	680	580	510	33
Iso-ZS 315 6E	313	-	20	600	550	500	537	680	580	510	31
Iso-ZS 315 4E max	313	-	20	650	610	530	567	735	635	570	38
Iso-ZS 315 6E max	313	-	25	670	620	610	658	825	725	660	45
Iso-ZS 315/2x250 4E	313	248	20	600	-	500	537	680	580	510	33
Iso-ZS 315/2x250 6E	313	248	20	600	-	500	537	680	580	510	31
Iso-ZS 315/2x250 4E max	313	248	20	650	-	530	567	735	635	570	38
Iso-ZS 315/2x250 6E max	313	248	25	670	-	610	658	825	725	660	45



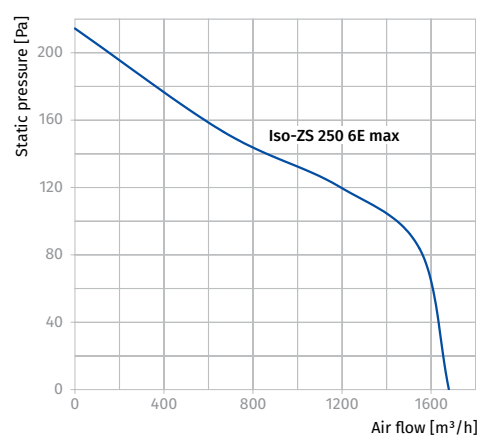
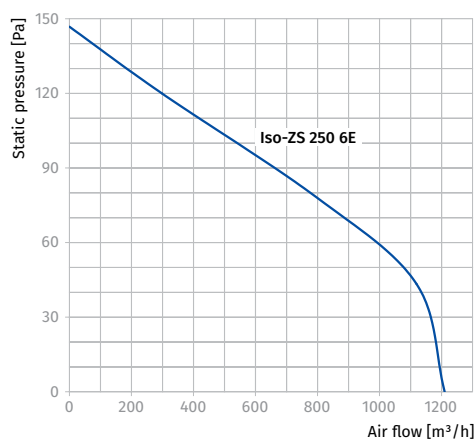
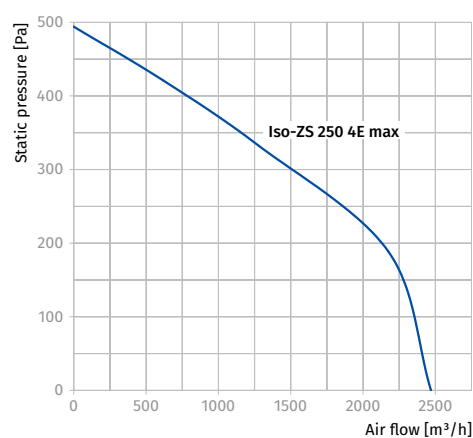
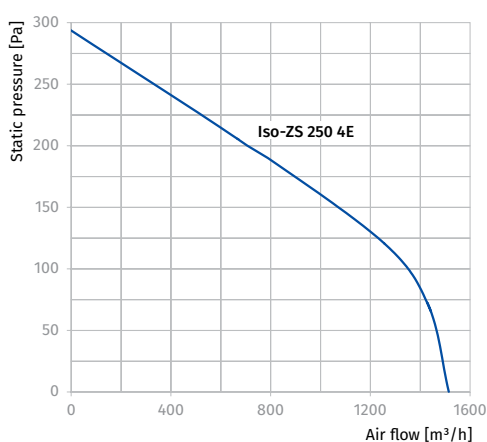
Iso-ZS 250 (315)



Iso-ZS 315/2x250

Technical data

Parameters	Iso-ZS 250 4E	Iso-ZS 250 4E max	Iso-ZS 250 6E	Iso-ZS 250 6E max
Voltage [V]	1 ~ 230	1 ~ 230	1 ~ 230	1 ~ 230
Frequency [Hz]	50	50	50	50
Power [W]	243	617	120	311
Current [A]	1.06	2.69	0.55	1.36
Maximum air flow [m³/h (l/s)]	1520 (422)	2470 (686)	1210 (336)	1680 (467)
RPM [min⁻¹]	1320	1465	860	940
Sound pressure at 3 m [dBA]	44	46	40	41
Transported air temperature [°C]	-20...+50	-20...+50	-20...+50	-20...+50
SEC class	-	-	C	-
IP rating	IPX4	IPX4	IPX4	IPX4
Motor IP rating	IP42	IP42	IP42	IP42
ErP	2018	-	2018	-



Parameters	Iso-ZS 315 4E	Iso-ZS 315 4E max	Iso-ZS 315/2x250 4E	Iso-ZS 315/2x250 4E max
Voltage [V]	1 ~ 230	1 ~ 230	1 ~ 230	1 ~ 230
Frequency [Hz]	50	50	50	50
Power [W]	723	931	764	1066
Current [A]	3.15	4.18	3.36	4.78
Maximum air flow [m³/h (l/s)]	3200 (889)	3520 (978)	3420 (950)	3930 (1092)
RPM [min ⁻¹]	1350	1430	1390	1455
Sound pressure at 3 m [dBA]	45	47	45	47
Transported air temperature [°C]	-20...+50	-20...+50	-20...+50	-20...+50
SEC class	-	-	-	-
IP rating	IPX4	IPX4	IPX4	IPX4
Motor IP rating	IP42	IP42	IP42	IP42
ErP	-	-	-	-

Parameters	Iso-ZS 315 6E	Iso-ZS 315 6E max	Iso-ZS 315/2x250 6E	Iso-ZS 315/2x250 6E max
Voltage [V]	1 ~ 230	1 ~ 230	1 ~ 230	1 ~ 230
Frequency [Hz]	50	50	50	50
Power [W]	402	800	427	953
Current [A]	2.04	4.59	2.13	5.06
Maximum air flow [m³/h (l/s)]	2460 (683)	3470 (964)	2610 (725)	3850 (1070)
RPM [min ⁻¹]	920	960	955	970
Sound pressure at 3 m [dBA]	42	43	42	43
Transported air temperature [°C]	-20...+50	-20...+50	-20...+50	-20...+50
SEC class	-	-	-	-
IP rating	IPX4	IPX4	IPX4	IPX4
Motor IP rating	IP42	IP42	IP42	IP42
ErP	-	-	-	-

